

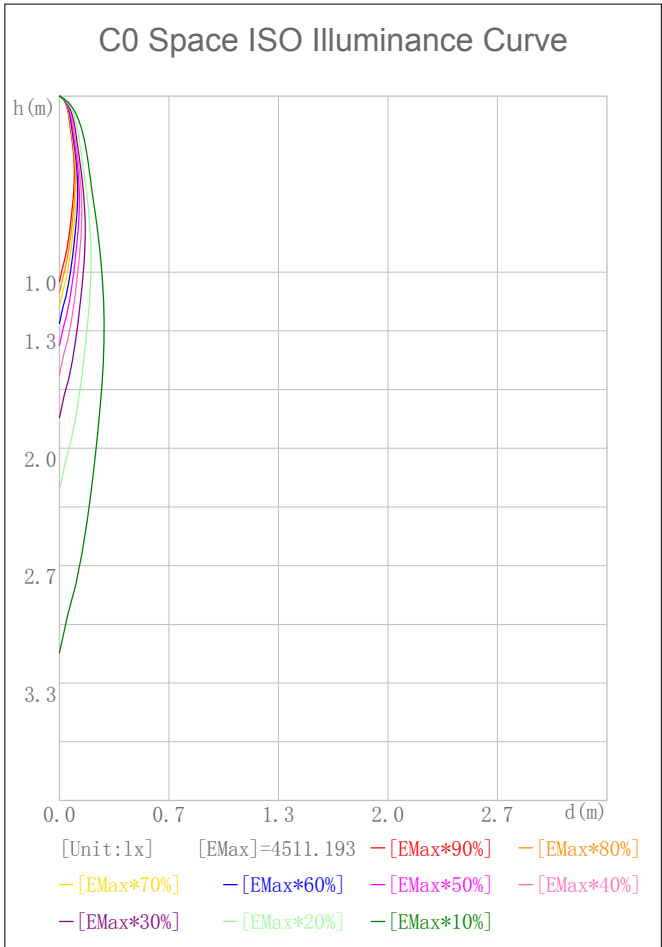
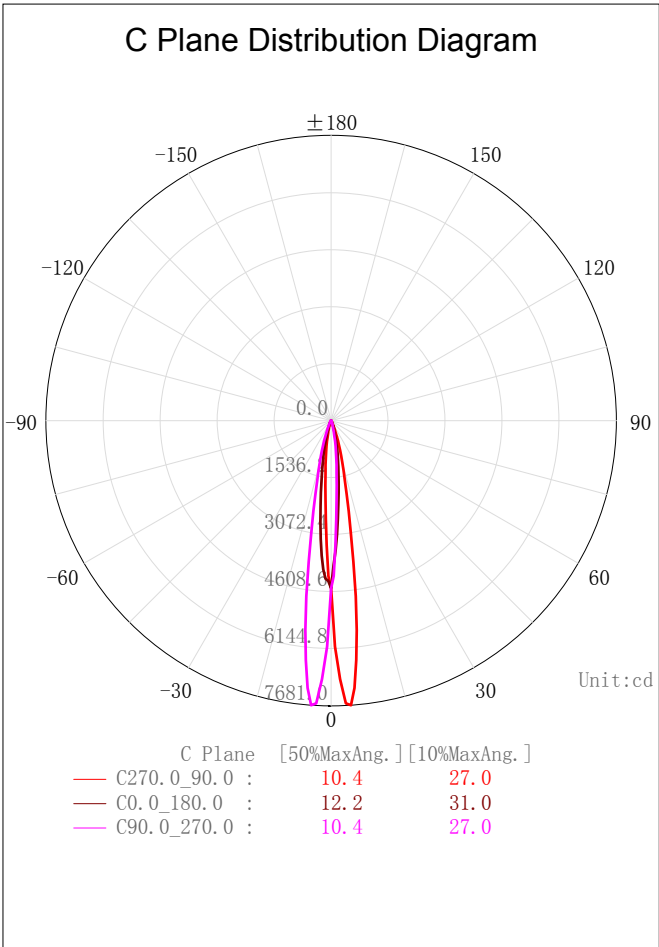
Indoor Luminaire Photometric Data

Description Information

Luminary Name:SD09-09-DW-01 RA95 2000K-3000K 15D		Lum. Catalog:	Test ID: 01
Lamp Name:		Lamp Catalog: LED	Test Date: 2021/11/08
Manufacture: Shenzhen Norming Lighting Co., Ltd		Shld.Ang(°):	Test Machine:GON-2000
Test Lab: Quality Department		Frequency (Hz):	Lamp CCT(K): Ra:
Lum. Size (W*L*H):0.076m*-0.076m*0.000m		Lum. Area (m2):0.005	Lum. W(kg): 0.000
Test System: C, γ	Test Step: C=90.0 γ=1.0	Temp. (°C): 25	Humidity(%): 50.0

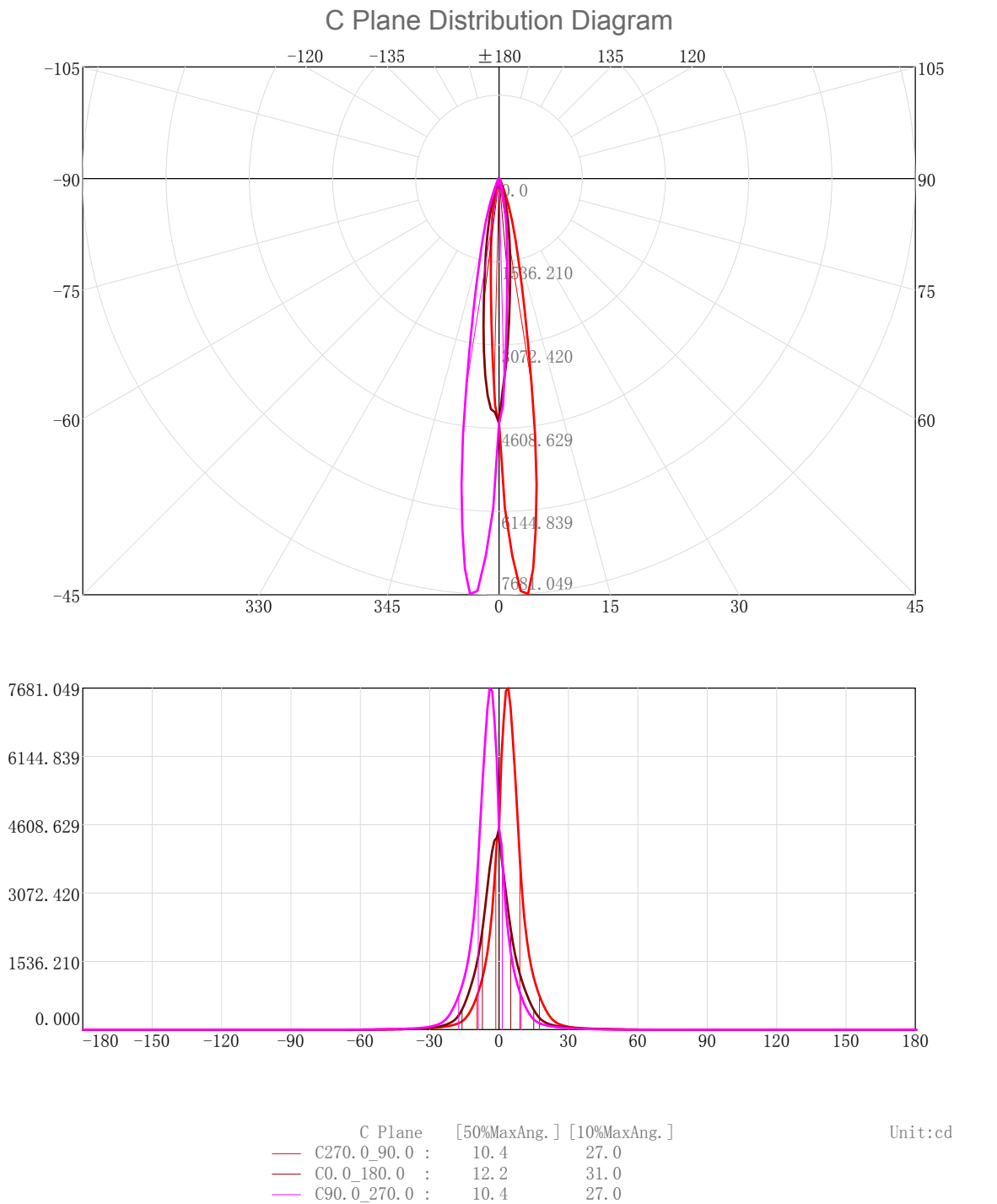
Character Parameter

Lamp Speciality Parameter		Luminaire Speciality Parameter	
Rated Flux(lm): 532.850	Luminary Flux(lm): 532.849	Field Angle(10%Imax): 27.0(°)	
Rated Power(W):	Luminary Efficiency: 100.00%	Down Lumens&Percent: 532.849lm 100.00%	
Rated Voltage(V):	Luminary EER(lm/W): 62.460	Up Lumens&Percent: 0.000lm 0.00%	
Tested Power(W): 8.531	Max. Candela(cd): 7681.049	S/MH: C0_a180=0.210 C90_270=0.264	
Lamps' Inside: 1	Max Cand@Ang. (°): C=270.0 γ=4.0	CIE Type: Semi-Direct	
Tested Electrics (V, A, pf):241.0, 0.039, 0.892	Beam Angle(50%Imax): 10.4(°)	ErP ϕ use(90°): 470.947lm	
Lamp Size (W*L*H):0.076m*-0.076m*0.000m	Left=-1.4°, Right=9.0°	IRF(%): 3153.061	



2D Plane Light Intensity Distribution Curve

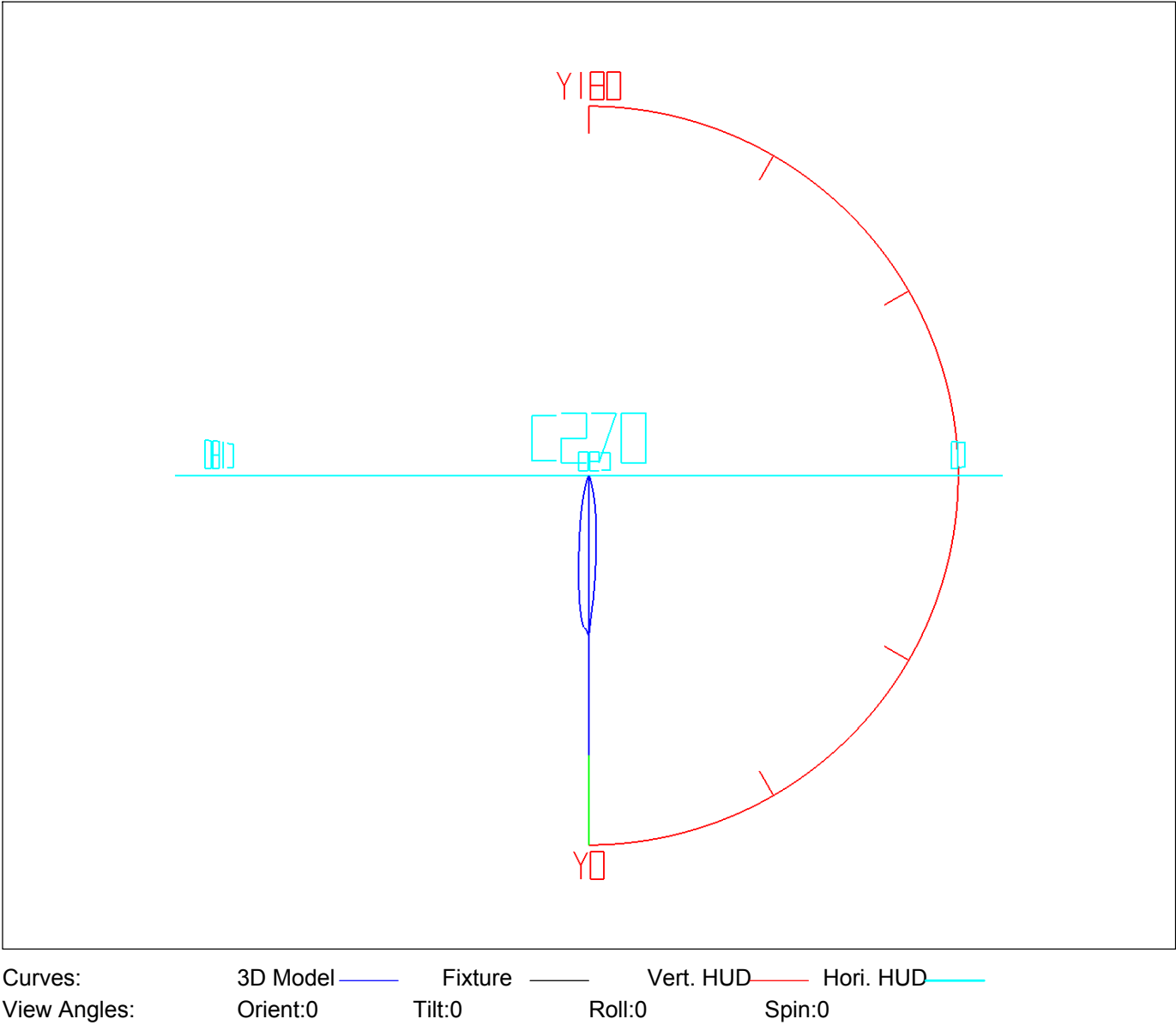
Lum. Name: SD09-09-DW-01 RA95 2000K-3000K 15D	Lum. Catelog:	Test ID: 01
Lamp Name:	Lamp Catelog: LED	Test Lab: Quality Deparment
Manufacture: Shenzhen Norming Lighting Co., Ltd	Test Machine:GON-2000	Test Date: 2021/11/08



3D Light Intensity Distribution Modal

Lum. Name: SD09-09-DW-01 RA95 2000K-3000K 15D	Lum. Catelog:	Test ID: 01
Lamp Name:	Lamp Catelog: LED	Test Lab: Quality Deparment
Manufacture: Shenzhen Norming Lighting Co., Ltd	Test Machine:GON-2000	Test Date: 2021/11/08

3D Light Intensity Distribution Modal



IES Indoor Report

Photometric Filename:SD09-09-DW-01 RA95 2000K-3000K 15D.IES

Zonal Flux Tabulation

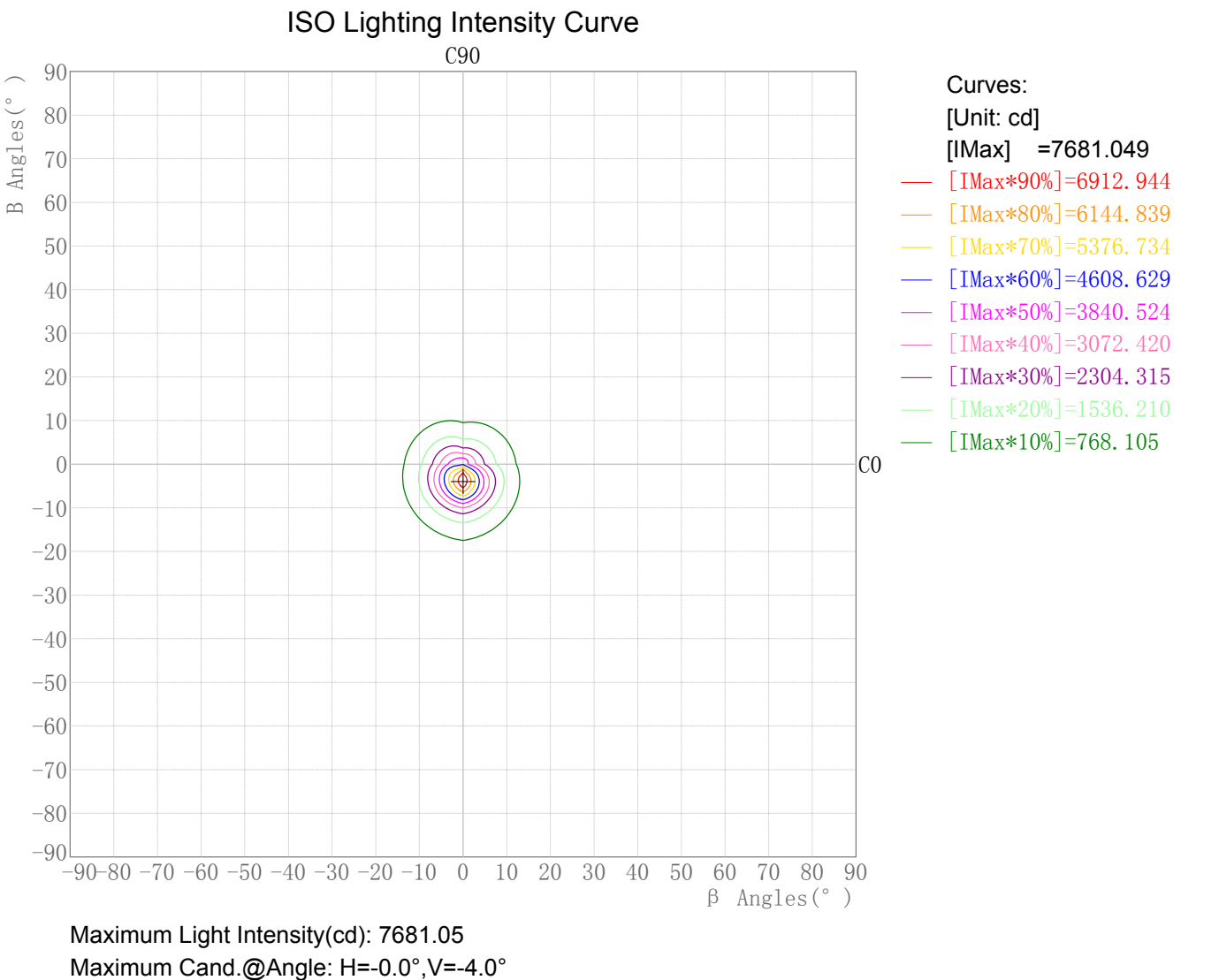
Zone(γ)	Zone Flux (lm)	Sums Flux (lm)	Zone%Lamp	Sums%Lamp	Zone(γ)	Zone Flux (lm)	Sums Flux (lm)	Zone%Lamp	Sums%Lamp
0.0-1.0	4.37	4.37	0.82	0.82	47.0-48.0	0.78	527.21	0.15	98.94
1.0-2.0	13.11	17.48	2.46	3.28	48.0-49.0	0.71	527.93	0.13	99.08
2.0-3.0	21.18	38.67	3.98	7.26	49.0-50.0	0.65	528.58	0.12	99.20
3.0-4.0	28.02	66.69	5.26	12.52	50.0-51.0	0.60	529.18	0.11	99.31
4.0-5.0	32.86	99.55	6.17	18.68	51.0-52.0	0.54	529.72	0.10	99.41
5.0-6.0	35.54	135.09	6.67	25.35	52.0-53.0	0.49	530.21	0.09	99.50
6.0-7.0	36.44	171.54	6.84	32.19	53.0-54.0	0.43	530.64	0.08	99.58
7.0-8.0	35.88	207.42	6.73	38.93	54.0-55.0	0.38	531.02	0.07	99.66
8.0-9.0	33.97	241.38	6.38	45.30	55.0-56.0	0.33	531.35	0.06	99.72
9.0-10.0	31.31	272.69	5.88	51.18	56.0-57.0	0.29	531.64	0.05	99.77
10.0-11.0	28.53	301.23	5.36	56.53	57.0-58.0	0.25	531.90	0.05	99.82
11.0-12.0	25.82	327.05	4.85	61.38	58.0-59.0	0.22	532.11	0.04	99.86
12.0-13.0	23.18	350.22	4.35	65.73	59.0-60.0	0.18	532.29	0.03	99.90
13.0-14.0	20.66	370.88	3.88	69.60	60.0-61.0	0.15	532.44	0.03	99.92
14.0-15.0	18.32	389.19	3.44	73.04	61.0-62.0	0.12	532.56	0.02	99.95
15.0-16.0	16.15	405.35	3.03	76.07	62.0-63.0	0.08	532.64	0.02	99.96
16.0-17.0	14.17	419.51	2.66	78.73	63.0-64.0	0.06	532.71	0.01	99.97
17.0-18.0	12.36	431.88	2.32	81.05	64.0-65.0	0.05	532.76	0.01	99.98
18.0-19.0	10.75	442.62	2.02	83.07	65.0-66.0	0.04	532.80	0.01	99.99
19.0-20.0	9.31	451.94	1.75	84.81	66.0-67.0	0.03	532.83	0.01	100.00
20.0-21.0	8.06	460.00	1.51	86.33	67.0-68.0	0.02	532.84	0.00	100.00
21.0-22.0	6.99	466.99	1.31	87.64	68.0-69.0	0.01	532.85	0.00	100.00
22.0-23.0	6.08	473.07	1.14	88.78	69.0-70.0	0.00	532.85	0.00	100.00
23.0-24.0	5.31	478.38	1.00	89.78	70.0-71.0	0.00	532.85	0.00	100.00
24.0-25.0	4.68	483.06	0.88	90.66	71.0-72.0	0.00	532.85	0.00	100.00
25.0-26.0	4.17	487.24	0.78	91.44	72.0-73.0	0.00	532.85	0.00	100.00
26.0-27.0	3.75	490.99	0.70	92.14	73.0-74.0	0.00	532.85	0.00	100.00
27.0-28.0	3.39	494.38	0.64	92.78	74.0-75.0	0.00	532.85	0.00	100.00
28.0-29.0	3.08	497.46	0.58	93.36	75.0-76.0	0.00	532.85	0.00	100.00
29.0-30.0	2.81	500.28	0.53	93.89	76.0-77.0	0.00	532.85	0.00	100.00
30.0-31.0	2.58	502.86	0.48	94.37	77.0-78.0	0.00	532.85	0.00	100.00
31.0-32.0	2.37	505.23	0.44	94.82	78.0-79.0	0.00	532.85	0.00	100.00
32.0-33.0	2.19	507.42	0.41	95.23	79.0-80.0	0.00	532.85	0.00	100.00
33.0-34.0	2.03	509.44	0.38	95.61	80.0-81.0	0.00	532.85	0.00	100.00
34.0-35.0	1.89	511.33	0.35	95.96	81.0-82.0	0.00	532.85	0.00	100.00
35.0-36.0	1.76	513.09	0.33	96.29	82.0-83.0	0.00	532.85	0.00	100.00
36.0-37.0	1.65	514.74	0.31	96.60	83.0-84.0	0.00	532.85	0.00	100.00
37.0-38.0	1.54	516.28	0.29	96.89	84.0-85.0	0.00	532.85	0.00	100.00
38.0-39.0	1.44	517.72	0.27	97.16	85.0-86.0	0.00	532.85	0.00	100.00
39.0-40.0	1.36	519.08	0.25	97.42	86.0-87.0	0.00	532.85	0.00	100.00
40.0-41.0	1.27	520.35	0.24	97.65	87.0-88.0	0.00	532.85	0.00	100.00
41.0-42.0	1.20	521.54	0.22	97.88	88.0-89.0	0.00	532.85	0.00	100.00
42.0-43.0	1.12	522.66	0.21	98.09	89.0-90.0	0.00	532.85	0.00	100.00
43.0-44.0	1.05	523.71	0.20	98.28	90.0-91.0	0.00	532.85	0.00	100.00
44.0-45.0	0.98	524.69	0.18	98.47	91.0-92.0	0.00	532.85	0.00	100.00
45.0-46.0	0.91	525.59	0.17	98.64	92.0-93.0	0.00	532.85	0.00	100.00
46.0-47.0	0.84	526.44	0.16	98.80	93.0-94.0	0.00	532.85	0.00	100.00

Zonal Flux Tabulation - (Cont.)

Zone(γ)	Zone Flux (lm)	Sums Flux (lm)	Zone%Lamp	Sums%Lamp	Zone(γ)	Zone Flux (lm)	Sums Flux (lm)	Zone%Lamp	Sums%Lamp
94.0-95.0	0.00	532.85	0.00	100.00	141.0-142.0	0.00	532.85	0.00	100.00
95.0-96.0	0.00	532.85	0.00	100.00	142.0-143.0	0.00	532.85	0.00	100.00
96.0-97.0	0.00	532.85	0.00	100.00	143.0-144.0	0.00	532.85	0.00	100.00
97.0-98.0	0.00	532.85	0.00	100.00	144.0-145.0	0.00	532.85	0.00	100.00
98.0-99.0	0.00	532.85	0.00	100.00	145.0-146.0	0.00	532.85	0.00	100.00
99.0-100.0	0.00	532.85	0.00	100.00	146.0-147.0	0.00	532.85	0.00	100.00
100.0-101.0	0.00	532.85	0.00	100.00	147.0-148.0	0.00	532.85	0.00	100.00
101.0-102.0	0.00	532.85	0.00	100.00	148.0-149.0	0.00	532.85	0.00	100.00
102.0-103.0	0.00	532.85	0.00	100.00	149.0-150.0	0.00	532.85	0.00	100.00
103.0-104.0	0.00	532.85	0.00	100.00	150.0-151.0	0.00	532.85	0.00	100.00
104.0-105.0	0.00	532.85	0.00	100.00	151.0-152.0	0.00	532.85	0.00	100.00
105.0-106.0	0.00	532.85	0.00	100.00	152.0-153.0	0.00	532.85	0.00	100.00
106.0-107.0	0.00	532.85	0.00	100.00	153.0-154.0	0.00	532.85	0.00	100.00
107.0-108.0	0.00	532.85	0.00	100.00	154.0-155.0	0.00	532.85	0.00	100.00
108.0-109.0	0.00	532.85	0.00	100.00	155.0-156.0	0.00	532.85	0.00	100.00
109.0-110.0	0.00	532.85	0.00	100.00	156.0-157.0	0.00	532.85	0.00	100.00
110.0-111.0	0.00	532.85	0.00	100.00	157.0-158.0	0.00	532.85	0.00	100.00
111.0-112.0	0.00	532.85	0.00	100.00	158.0-159.0	0.00	532.85	0.00	100.00
112.0-113.0	0.00	532.85	0.00	100.00	159.0-160.0	0.00	532.85	0.00	100.00
113.0-114.0	0.00	532.85	0.00	100.00	160.0-161.0	0.00	532.85	0.00	100.00
114.0-115.0	0.00	532.85	0.00	100.00	161.0-162.0	0.00	532.85	0.00	100.00
115.0-116.0	0.00	532.85	0.00	100.00	162.0-163.0	0.00	532.85	0.00	100.00
116.0-117.0	0.00	532.85	0.00	100.00	163.0-164.0	0.00	532.85	0.00	100.00
117.0-118.0	0.00	532.85	0.00	100.00	164.0-165.0	0.00	532.85	0.00	100.00
118.0-119.0	0.00	532.85	0.00	100.00	165.0-166.0	0.00	532.85	0.00	100.00
119.0-120.0	0.00	532.85	0.00	100.00	166.0-167.0	0.00	532.85	0.00	100.00
120.0-121.0	0.00	532.85	0.00	100.00	167.0-168.0	0.00	532.85	0.00	100.00
121.0-122.0	0.00	532.85	0.00	100.00	168.0-169.0	0.00	532.85	0.00	100.00
122.0-123.0	0.00	532.85	0.00	100.00	169.0-170.0	0.00	532.85	0.00	100.00
123.0-124.0	0.00	532.85	0.00	100.00	170.0-171.0	0.00	532.85	0.00	100.00
124.0-125.0	0.00	532.85	0.00	100.00	171.0-172.0	0.00	532.85	0.00	100.00
125.0-126.0	0.00	532.85	0.00	100.00	172.0-173.0	0.00	532.85	0.00	100.00
126.0-127.0	0.00	532.85	0.00	100.00	173.0-174.0	0.00	532.85	0.00	100.00
127.0-128.0	0.00	532.85	0.00	100.00	174.0-175.0	0.00	532.85	0.00	100.00
128.0-129.0	0.00	532.85	0.00	100.00	175.0-176.0	0.00	532.85	0.00	100.00
129.0-130.0	0.00	532.85	0.00	100.00	176.0-177.0	0.00	532.85	0.00	100.00
130.0-131.0	0.00	532.85	0.00	100.00	177.0-178.0	0.00	532.85	0.00	100.00
131.0-132.0	0.00	532.85	0.00	100.00	178.0-179.0	0.00	532.85	0.00	100.00
132.0-133.0	0.00	532.85	0.00	100.00	179.0-180.0	0.00	532.85	0.00	100.00
133.0-134.0	0.00	532.85	0.00	100.00					
134.0-135.0	0.00	532.85	0.00	100.00					
135.0-136.0	0.00	532.85	0.00	100.00					
136.0-137.0	0.00	532.85	0.00	100.00					
137.0-138.0	0.00	532.85	0.00	100.00					
138.0-139.0	0.00	532.85	0.00	100.00					
139.0-140.0	0.00	532.85	0.00	100.00					
140.0-141.0	0.00	532.85	0.00	100.00					

Rectangle ISO Lighting Intensity Diagram

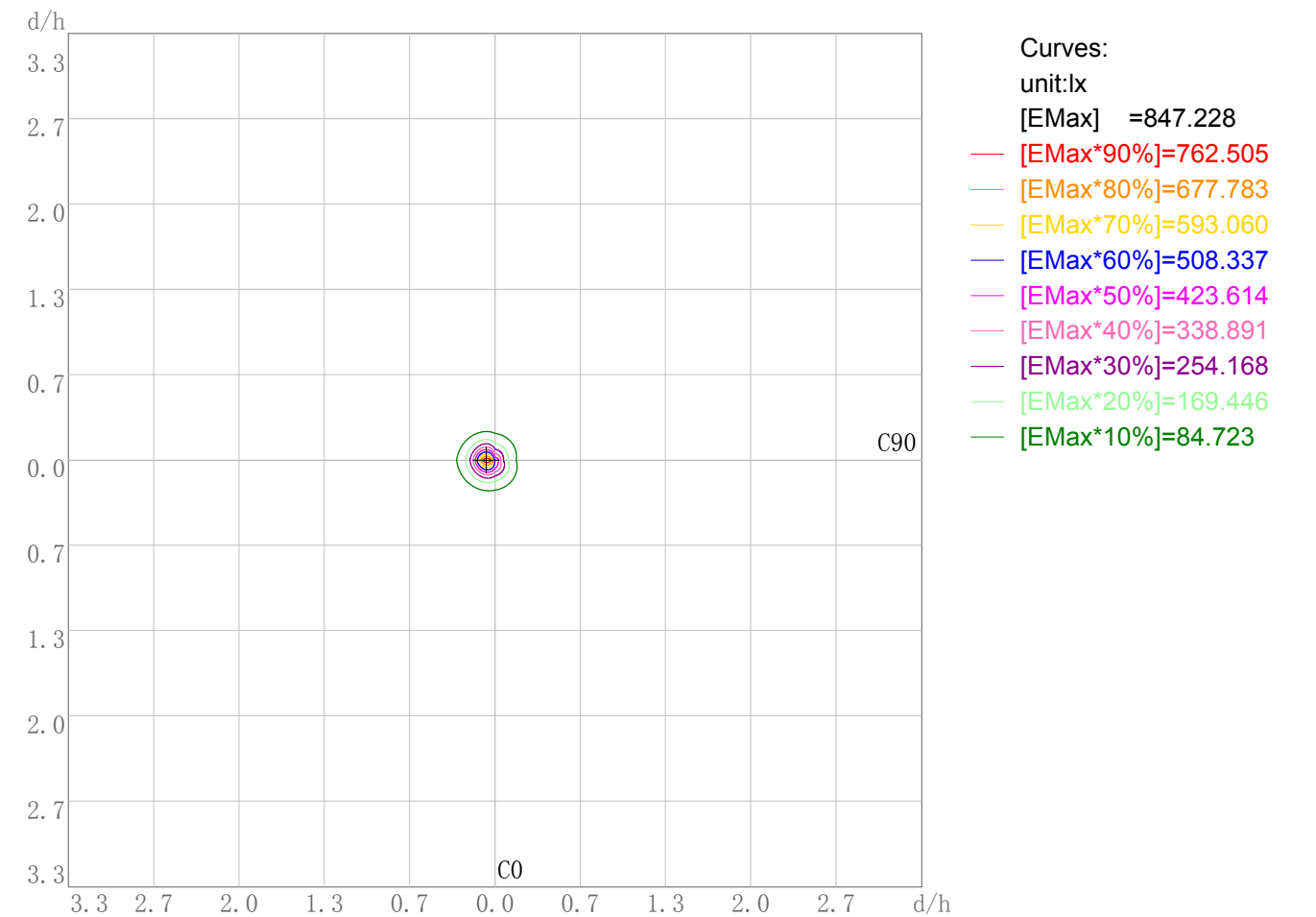
Lum. Name: SD09-09-DW-01 RA95 2000K-3000K 15D	Lum. Catalog:	Test ID: 01
Lamp Name:	Lamp Catalog: LED	Test Lab: Quality Department
Manufacture: Shenzhen Norming Lighting Co., Ltd	Test Machine:GON-2000	Test Date: 2021/11/08



Plane ISO-Illuminance Diagram

Lum. Name: SD09-09-DW-01 RA95 2000K-3000K 15D	Lum. Catalog:	Test ID: 01
Lamp Name:	Lamp Catalog: LED	Test Lab: Quality Department
Manufacture: Shenzhen Norming Lighting Co., Ltd	Test Machine:GON-2000	Test Date: 2021/11/08

Plane ISO-Illuminance Curve



Working Plane Luminaire Mounting Height(m): 3.00

Working Plane Maximum Illuminance(lx): 847.23

Working Plane Maximum Illuminance Position(d/h):H-0.1 V-0.0

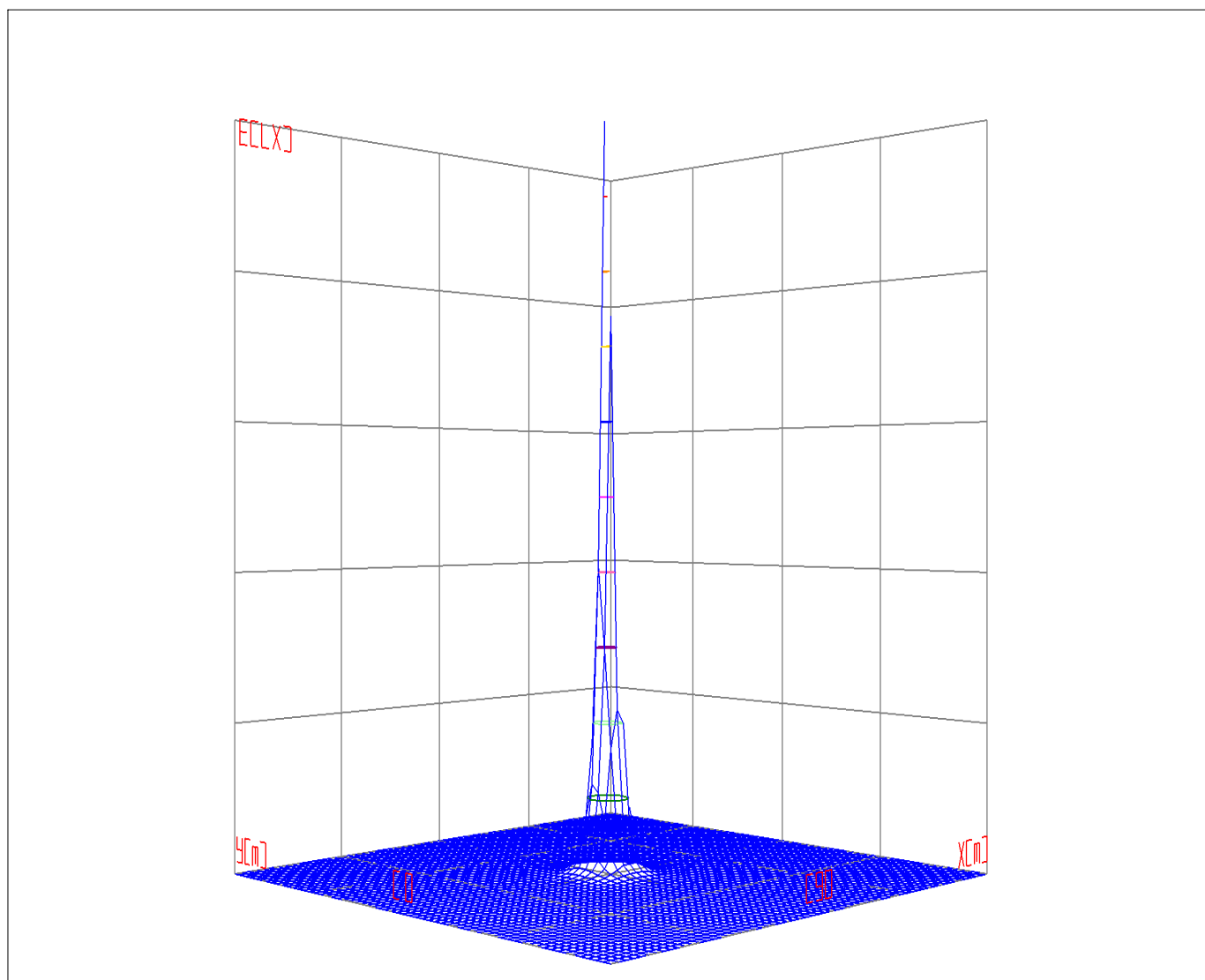
# IES Indoor Report

Photometric Filename:SD09-09-DW-01 RA95 2000K-3000K 15D.IES

## 3D Plane ISO Illuminance Diagram

Lum. Name: SD09-09-DW-01 RA95 2000K-3000K 15D	Lum. Catalog:	Test ID: 01
Lamp Name:	Lamp Catalog: LED	Test Lab: Quality Department
Manufacture: Shenzhen Norming Lighting Co., Ltd	Test Machine:GON-2000	Test Date: 2021/11/08

## 3D Plane Illuminance Modal



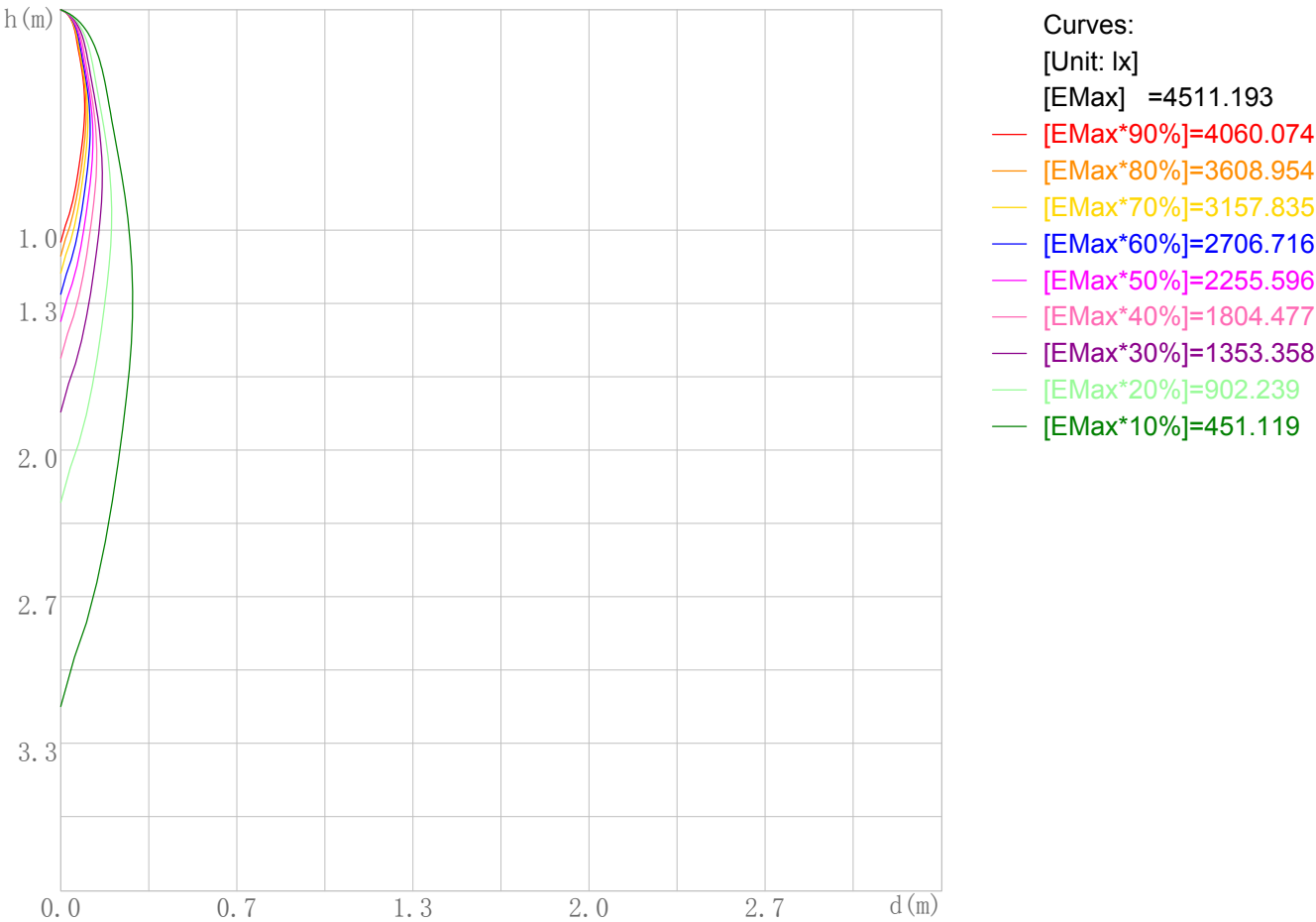
Curves: 3D Model — 90% — 80% — 70% — 60% — 50% — 40% — 30% — 20% — 10% —  
View Angles(deg): 0 Height(m): 3.0 Distance(m): 10.0



Space ISO Illuminance Diagram

Lum. Name: SD09-09-DW-01 RA95 2000K-3000K 15D	Lum. Catelog:	Test ID: 01
Lamp Name:	Lamp Catelog: LED	Test Lab: Quality Deparment
Manufacture: Shenzhen Norming Lighting Co., Ltd	Test Machine:GON-2000	Test Date: 2021/11/08

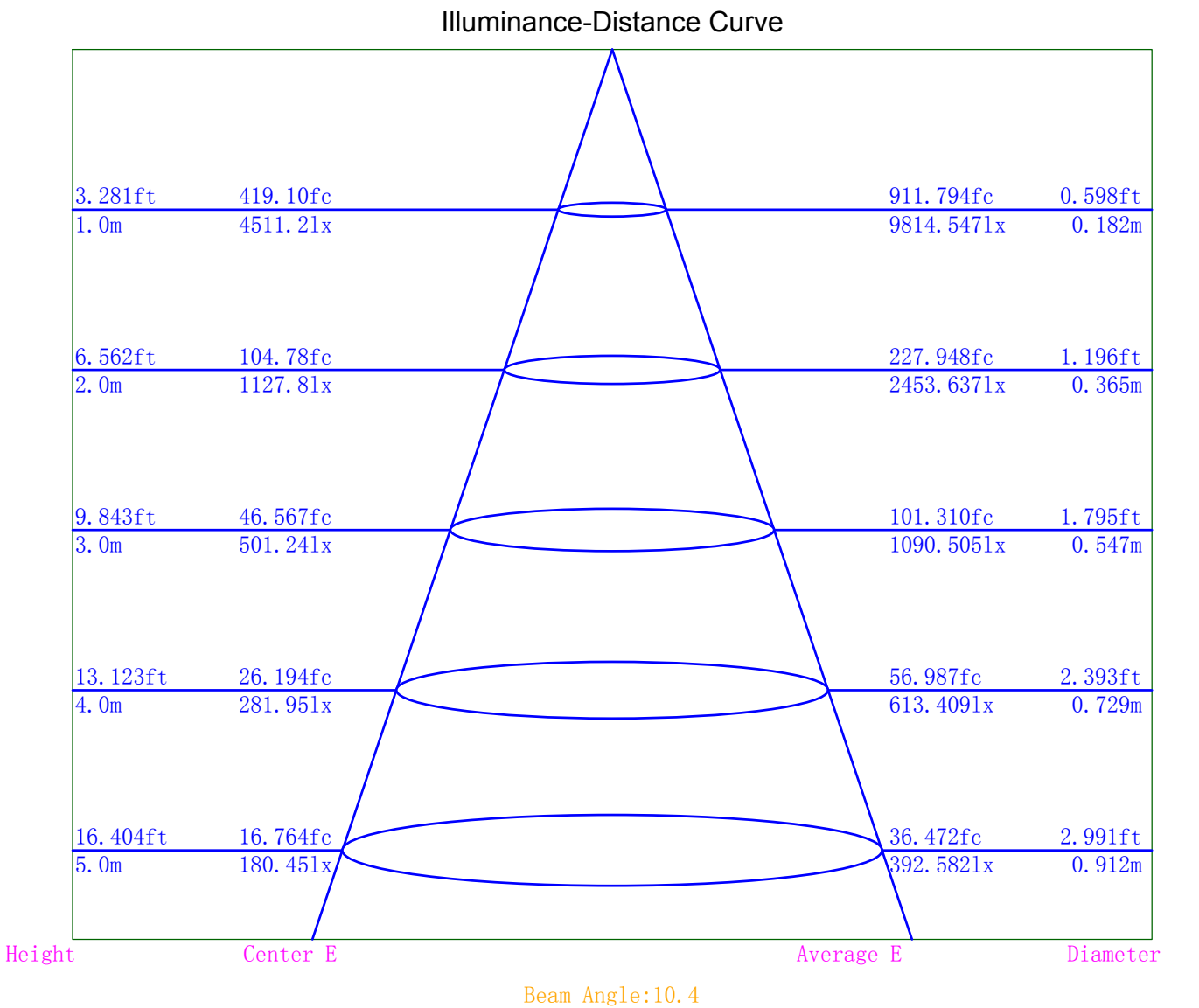
Space ISO Illuminance Curve



Space Plane Maximum Illuminance and @Angle:4511.19lx,0.0deg  
Plane Maximum Lighting Intensity and @Angle:4511.193cd,0deg

Illuminance-Distance Diagram

Lum. Name: SD09-09-DW-01 RA95 2000K-3000K 15D	Lum. Catalog:	Test ID: 01
Lamp Name:	Lamp Catalog: LED	Test Lab: Quality Department
Manufacture: Shenzhen Norming Lighting Co., Ltd	Test Machine:GON-2000	Test Date: 2021/11/08



Indoor Luminance Limiting Curves

Lum. Name: SD09-09-DW-01 RA95 2000K-3000K 15D	Lum. Catalog:	Test ID: 01
Lamp Name:	Lamp Catalog: LED	Test Lab: Quality Department
Manufacture: Shenzhen Norming Lighting Co., Ltd	Test Machine:GON-2000	Test Date: 2021/11/08

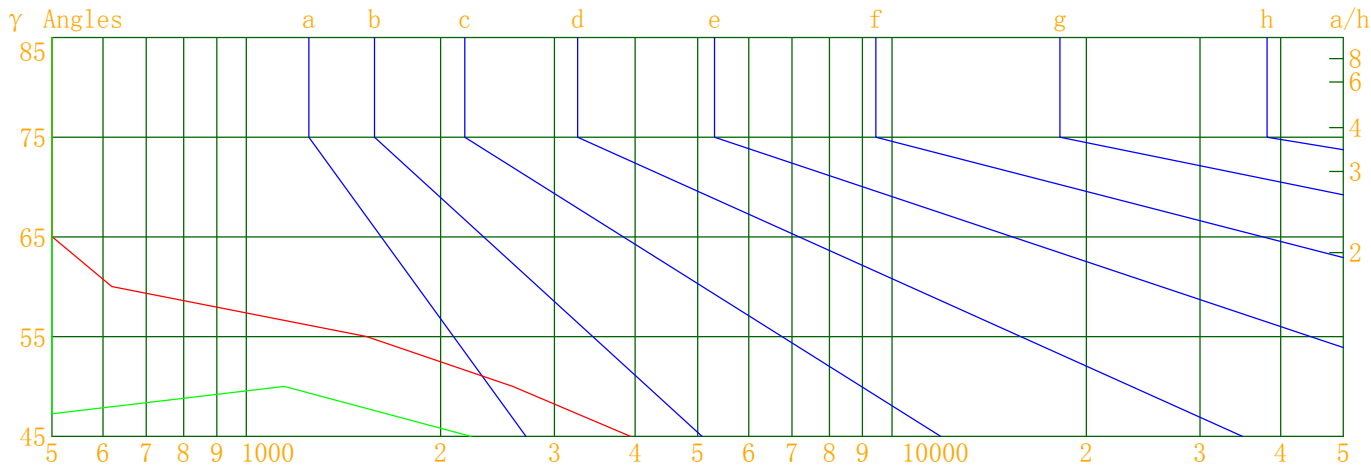
Glare Grade Table

GI	Quality	Using Illuminance							
1.15	A	2000	1000	500	<=300				
1.5	B		2000	1000	500	<=300			
1.85	C			2000	1000	500	<=300		
2.2	D				2000	1000	500	<=300	
2.55	E	a				2000	1000	500	<=300
			b	c	d	e	f	g	h

Luminance Table

Gama(deg)	45	50	55	60	65	70	75	80	85
C0	3936	2586	1535	619	0	0	0	0	0
C90	2227	1145	255	0	0	0	0	0	0

Luminance Limiting Curve



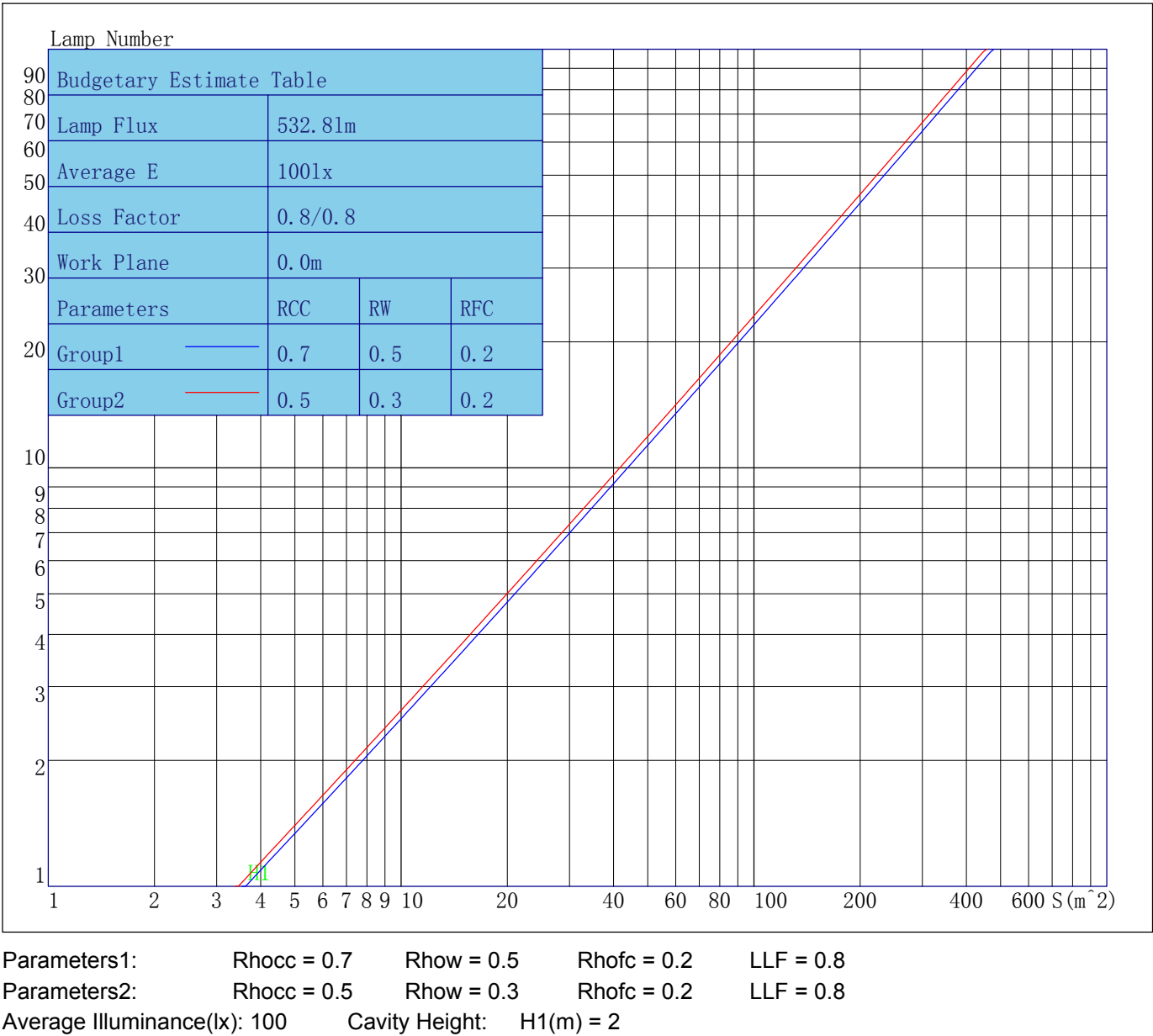
Luminous Size: Length(m)=-0.076 Width(m)=-0.076 Height(m)=0.000 Area(m^2)=0.004536

Luminous Type: Without Luminous Side

Luminous Curves: C0-C180 Color: C90-C270 Color:

Indoor Budgetary Estimate Table

Lum. Name: SD09-09-DW-01 RA95 2000K-3000K 15D	Lum. Catalog:	Test ID: 01
Lamp Name:	Lamp Catalog: LED	Test Lab: Quality Department
Manufacture: Shenzhen Norming Lighting Co., Ltd	Test Machine:GON-2000	Test Date: 2021/11/08



Indoor Coefficient of Utilization Table

Lum. Name: SD09-09-DW-01 RA95 2000K-3000K 15D	Lum. Catelog:	Test ID: 01
Lamp Name:	Lamp Catelog: LED	Test Lab: Quality Deparment
Manufacture: Shenzhen Norming Lighting Co., Ltd	Test Machine:GON-2000	Test Date: 2021/11/08

Coefficients of Utilization - Zonal Cavity Method																		
Coef.	Effective Floor Cavity Reflectance RFC=0.20																	
RhoCC (%)	80				70				50			30			10			0
RhoW (%)	70	50	30	10	70	50	30	10	50	30	10	50	30	10	50	30	10	0
RCR	Coefficient of Utilization(%)																	
0	119	119	119	119	116	116	116	116	111	111	111	106	106	106	102	102	102	100
1	115	113	112	110	113	111	110	108	107	106	105	104	103	102	100	100	99	97
2	112	109	106	104	110	107	104	102	104	102	100	101	99	98	98	97	96	95
3	109	105	101	99	107	103	100	98	101	98	96	99	97	95	96	95	93	92
4	106	101	97	95	104	100	97	94	98	95	93	96	94	92	95	93	91	90
5	103	98	94	91	102	97	94	91	96	93	90	94	92	90	93	91	89	88
6	101	95	91	89	100	94	91	88	93	90	88	92	89	87	91	89	87	86
7	98	93	89	86	97	92	89	86	91	88	86	90	87	85	89	87	85	84
8	96	90	87	84	95	90	87	84	89	86	84	88	86	83	87	85	83	82
9	94	88	85	82	93	88	85	82	87	84	82	87	84	82	86	83	82	81
10	92	87	83	81	92	86	83	81	86	83	80	85	82	80	84	82	80	79

**Photometric Filename:SD09-09-DW-01 RA95 2000K-3000K 15D.IES**

Lum. Name: SD09-09-DW-01 RA95 2000K-3000K 15D	Lum. Catalog:	Test ID: 01
Lamp Name:	Lamp Catalog: LED	Test Lab: Quality Department
Manufacture: Shenzhen Norming Lighting Co., Ltd	Test Machine: GON-2000	Test Date: 2021/11/08

Ceiling RCC	0.70	0.70	0.50	0.50	0.30	0.70	0.70	0.50	0.50	0.30
Wall RW	0.50	0.30	0.50	0.30	0.30	0.50	0.30	0.50	0.30	0.30
Floor RFC	0.20	0.20	0.20	0.20	0.20	0.20	0.20	0.20	0.20	0.20
Room Size	Vewed crosswise					Vewed endwise				
X=2H    Y=2H	7.2	8.3	7.6	8.6	9.0	4.4	5.5	4.8	5.8	6.1
	7.0	8.0	7.4	8.3	8.7	4.2	5.2	4.6	5.5	5.9
	6.9	7.8	7.3	8.2	8.6	4.1	5.0	4.5	5.4	5.8
	6.8	7.7	7.2	8.0	8.4	4.0	4.8	4.4	5.2	5.6
	6.7	7.6	7.2	8.0	8.4	3.9	4.7	4.3	5.1	5.5
	6.7	7.5	7.1	7.9	8.3	3.8	4.7	4.3	5.0	5.5
X=4H    Y=2H	7.0	7.9	7.4	8.3	8.7	4.1	5.1	4.5	5.4	5.8
	6.8	7.6	7.2	8.0	8.4	3.9	4.7	4.3	5.1	5.5
	6.6	7.4	7.1	7.8	8.2	3.8	4.5	4.2	4.9	5.4
	6.5	7.2	7.0	7.6	8.1	3.6	4.3	4.1	4.8	5.2
	6.4	7.1	6.9	7.5	8.0	3.6	4.2	4.0	4.7	5.1
	6.4	7.0	6.9	7.4	7.9	3.5	4.1	4.0	4.6	5.0
X=8H    Y=4H	6.4	7.1	6.9	7.5	8.0	3.6	4.2	4.0	4.7	5.1
	6.3	6.9	6.8	7.4	7.9	3.4	4.0	3.9	4.5	5.0
	6.2	6.7	6.7	7.3	7.7	3.3	3.9	3.9	4.4	4.9
	6.2	6.6	6.7	7.1	7.7	3.3	3.8	3.8	4.3	4.8
X=12H    Y=4H	6.4	7.0	6.9	7.4	7.9	3.5	4.1	4.0	4.6	5.0
	6.2	6.8	6.8	7.2	7.8	3.4	3.9	3.9	4.3	4.9
	6.2	6.6	6.7	7.1	7.7	3.3	3.8	3.8	4.3	4.8
Variations with the objverver position at spacings										
S=1.0H	0.0/0.0					0.0/0.0				
S=1.5H	0.0/0.0					0.0/0.0				
S=2.0H	10.2/0.0					0.0/0.0				
Reduced UGR Table:										
Nordic Standard Table:	BK0					BK0				
Correction Value	0.1					0.0				

o the CIE Pub.117, data has been corrected, refers to the lamp's lumens 8.2flm.

Candela Tabulation

V/H	C0.0	C90.0	C180.0	C270.0
γ 0.0	4511.19	4511.19	4511.19	4511.19
γ 1.0	3901.46	4187.52	4313.67	6079.93
γ 2.0	3497.81	3347.46	4254.70	6962.26
γ 3.0	3065.75	2670.13	4012.19	7618.70
γ 4.0	2647.65	2146.22	3642.35	7681.05
γ 5.0	2271.85	1743.61	3200.01	7224.79
γ 6.0	1945.93	1440.70	2745.07	6481.33
γ 7.0	1673.23	1202.23	2315.42	5681.47
γ 8.0	1446.92	1007.48	1952.61	4773.45
γ 9.0	1254.02	839.59	1647.25	3844.39
γ 10.0	1084.02	695.98	1402.58	3070.38
γ 11.0	929.04	564.91	1191.88	2484.19
γ 12.0	789.72	454.97	1007.64	2024.84
γ 13.0	662.46	362.36	843.66	1665.62
γ 14.0	547.17	287.66	695.79	1390.80
γ 15.0	448.85	230.96	564.41	1170.92
γ 16.0	364.32	189.50	452.09	988.45
γ 17.0	294.49	158.95	359.56	831.56
γ 18.0	237.99	136.38	284.57	696.09
γ 19.0	196.33	118.23	228.80	572.33
γ 20.0	164.42	103.64	187.12	464.38
γ 21.0	140.72	91.51	156.58	371.61
γ 22.0	122.12	81.42	132.56	295.52
γ 23.0	107.03	72.88	112.96	233.86
γ 24.0	94.73	65.43	96.38	188.02
γ 25.0	84.49	59.08	82.60	153.24
γ 26.0	75.67	53.41	71.00	127.68
γ 27.0	68.24	48.55	61.35	107.61
γ 28.0	61.72	43.97	53.11	91.52
γ 29.0	55.87	40.09	46.68	78.19
γ 30.0	50.98	36.21	41.24	67.63
γ 31.0	46.26	32.71	36.69	58.84
γ 32.0	42.21	29.66	32.95	51.66
γ 33.0	38.46	26.84	29.80	45.66
γ 34.0	35.06	24.19	27.13	40.99
γ 35.0	31.88	21.92	24.81	36.94
γ 36.0	29.20	19.86	22.76	33.59
γ 37.0	26.71	17.95	21.09	30.75
γ 38.0	24.39	16.04	19.55	28.25
γ 39.0	22.20	14.38	18.31	26.07
γ 40.0	20.35	12.90	17.04	24.21
γ 41.0	18.53	11.59	15.88	22.56
γ 42.0	16.84	10.35	14.66	21.19
γ 43.0	15.24	9.22	13.58	19.75
γ 44.0	13.96	8.12	12.53	18.43
γ 45.0	12.63	7.14	11.53	17.27
γ 46.0	11.40	6.32	10.57	16.07

Candela Tabulation - (Cont.)

V/H	C0.0	C90.0	C180.0	C270.0
γ 47.0	10.34	5.42	9.60	14.99
γ 48.0	9.31	4.66	8.67	13.87
γ 49.0	8.39	3.90	7.82	12.88
γ 50.0	7.54	3.34	7.03	11.90
γ 51.0	6.76	2.75	6.30	10.94
γ 52.0	5.93	2.22	5.57	10.03
γ 53.0	5.23	1.65	4.84	9.15
γ 54.0	4.53	1.16	4.27	8.31
γ 55.0	3.99	0.66	3.65	7.53
γ 56.0	3.46	0.20	3.11	6.87
γ 57.0	2.88	0.00	2.67	6.24
γ 58.0	2.40	0.00	2.15	5.59
γ 59.0	1.82	0.00	1.64	4.97
γ 60.0	1.40	0.00	1.16	4.40
γ 61.0	0.90	0.00	0.67	3.85
γ 62.0	0.43	0.00	0.33	3.40
γ 63.0	0.03	0.00	0.00	2.80
γ 64.0	0.00	0.00	0.00	2.33
γ 65.0	0.00	0.00	0.00	1.83
γ 66.0	0.00	0.00	0.00	1.35
γ 67.0	0.00	0.00	0.00	0.91
γ 68.0	0.00	0.00	0.00	0.46
γ 69.0	0.00	0.00	0.00	0.00
γ 70.0	0.00	0.00	0.00	0.00
γ 71.0	0.00	0.00	0.00	0.00
γ 72.0	0.00	0.00	0.00	0.00
γ 73.0	0.00	0.00	0.00	0.00
γ 74.0	0.00	0.00	0.00	0.00
γ 75.0	0.00	0.00	0.00	0.00
γ 76.0	0.00	0.00	0.00	0.00
γ 77.0	0.00	0.00	0.00	0.00
γ 78.0	0.00	0.00	0.00	0.00
γ 79.0	0.00	0.00	0.00	0.00
γ 80.0	0.00	0.00	0.00	0.00
γ 81.0	0.00	0.00	0.00	0.00
γ 82.0	0.00	0.00	0.00	0.00
γ 83.0	0.00	0.00	0.00	0.00
γ 84.0	0.00	0.00	0.00	0.00
γ 85.0	0.00	0.00	0.00	0.00
γ 86.0	0.00	0.00	0.00	0.00
γ 87.0	0.00	0.00	0.00	0.00
γ 88.0	0.00	0.00	0.00	0.00
γ 89.0	0.00	0.00	0.00	0.00
γ 90.0	0.00	0.00	0.00	0.00
γ 91.0	0.00	0.00	0.00	0.00
γ 92.0	0.00	0.00	0.00	0.00
γ 93.0	0.00	0.00	0.00	0.00

---



Candela Tabulation - (Cont.)

V/H	C0.0	C90.0	C180.0	C270.0
γ 94.0	0.00	0.00	0.00	0.00
γ 95.0	0.00	0.00	0.00	0.00
γ 96.0	0.00	0.00	0.00	0.00
γ 97.0	0.00	0.00	0.00	0.00
γ 98.0	0.00	0.00	0.00	0.00
γ 99.0	0.00	0.00	0.00	0.00
γ 100.0	0.00	0.00	0.00	0.00
γ 101.0	0.00	0.00	0.00	0.00
γ 102.0	0.00	0.00	0.00	0.00
γ 103.0	0.00	0.00	0.00	0.00
γ 104.0	0.00	0.00	0.00	0.00
γ 105.0	0.00	0.00	0.00	0.00
γ 106.0	0.00	0.00	0.00	0.00
γ 107.0	0.00	0.00	0.00	0.00
γ 108.0	0.00	0.00	0.00	0.00
γ 109.0	0.00	0.00	0.00	0.00
γ 110.0	0.00	0.00	0.00	0.00
γ 111.0	0.00	0.00	0.00	0.00
γ 112.0	0.00	0.00	0.00	0.00
γ 113.0	0.00	0.00	0.00	0.00
γ 114.0	0.00	0.00	0.00	0.00
γ 115.0	0.00	0.00	0.00	0.00
γ 116.0	0.00	0.00	0.00	0.00
γ 117.0	0.00	0.00	0.00	0.00
γ 118.0	0.00	0.00	0.00	0.00
γ 119.0	0.00	0.00	0.00	0.00
γ 120.0	0.00	0.00	0.00	0.00
γ 121.0	0.00	0.00	0.00	0.00
γ 122.0	0.00	0.00	0.00	0.00
γ 123.0	0.00	0.00	0.00	0.00
γ 124.0	0.00	0.00	0.00	0.00
γ 125.0	0.00	0.00	0.00	0.00
γ 126.0	0.00	0.00	0.00	0.00
γ 127.0	0.00	0.00	0.00	0.00
γ 128.0	0.00	0.00	0.00	0.00
γ 129.0	0.00	0.00	0.00	0.00
γ 130.0	0.00	0.00	0.00	0.00
γ 131.0	0.00	0.00	0.00	0.00
γ 132.0	0.00	0.00	0.00	0.00
γ 133.0	0.00	0.00	0.00	0.00
γ 134.0	0.00	0.00	0.00	0.00
γ 135.0	0.00	0.00	0.00	0.00
γ 136.0	0.00	0.00	0.00	0.00
γ 137.0	0.00	0.00	0.00	0.00
γ 138.0	0.00	0.00	0.00	0.00
γ 139.0	0.00	0.00	0.00	0.00
γ 140.0	0.00	0.00	0.00	0.00

---

Candela Tabulation - (Cont.)

V/H	C0.0	C90.0	C180.0	C270.0
γ 141.0	0.00	0.00	0.00	0.00
γ 142.0	0.00	0.00	0.00	0.00
γ 143.0	0.00	0.00	0.00	0.00
γ 144.0	0.00	0.00	0.00	0.00
γ 145.0	0.00	0.00	0.00	0.00
γ 146.0	0.00	0.00	0.00	0.00
γ 147.0	0.00	0.00	0.00	0.00
γ 148.0	0.00	0.00	0.00	0.00
γ 149.0	0.00	0.00	0.00	0.00
γ 150.0	0.00	0.00	0.00	0.00
γ 151.0	0.00	0.00	0.00	0.00
γ 152.0	0.00	0.00	0.00	0.00
γ 153.0	0.00	0.00	0.00	0.00
γ 154.0	0.00	0.00	0.00	0.00
γ 155.0	0.00	0.00	0.00	0.00
γ 156.0	0.00	0.00	0.00	0.00
γ 157.0	0.00	0.00	0.00	0.00
γ 158.0	0.00	0.00	0.00	0.00
γ 159.0	0.00	0.00	0.00	0.00
γ 160.0	0.00	0.00	0.00	0.00
γ 161.0	0.00	0.00	0.00	0.00
γ 162.0	0.00	0.00	0.00	0.00
γ 163.0	0.00	0.00	0.00	0.00
γ 164.0	0.00	0.00	0.00	0.00
γ 165.0	0.00	0.00	0.00	0.00
γ 166.0	0.00	0.00	0.00	0.00
γ 167.0	0.00	0.00	0.00	0.00
γ 168.0	0.00	0.00	0.00	0.00
γ 169.0	0.00	0.00	0.00	0.00
γ 170.0	0.00	0.00	0.00	0.00
γ 171.0	0.00	0.00	0.00	0.00
γ 172.0	0.00	0.00	0.00	0.00
γ 173.0	0.00	0.00	0.00	0.00
γ 174.0	0.00	0.00	0.00	0.00
γ 175.0	0.00	0.00	0.00	0.00
γ 176.0	0.00	0.00	0.00	0.00
γ 177.0	0.00	0.00	0.00	0.00
γ 178.0	0.00	0.00	0.00	0.00
γ 179.0	0.00	0.00	0.00	0.00
γ 180.0	0.00	0.00	0.00	0.00